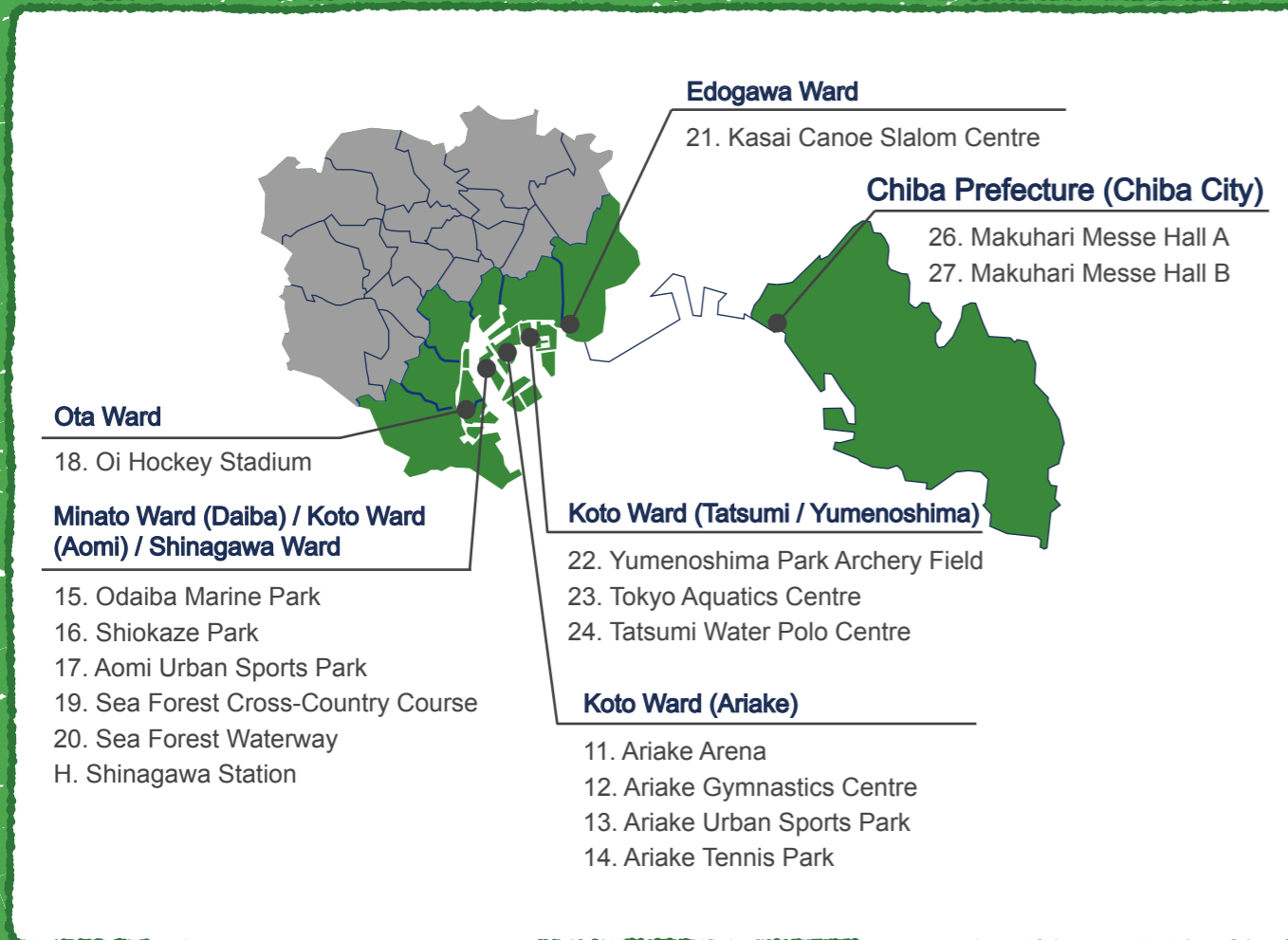


Tokyo Bay Zone



Map Number	Restaurant name	Category	Page
11 ~ 14	KAGAYA	Japanese	P.100
11 ~ 14	Shiomachi Saryo	Japanese	P.102
11 ~ 14	MEXICO	Western	P.104
15 ~ 20	bills	Western	P.106
18	Yoshidaya	Japanese	P.108
22 ~ 24	Sea Wind	Western	P.110
22 ~ 24	KOJIMACHI Coffee	Cafe	P.112
26 ~ 27	SATSUKI	Western	P.114
26 ~ 27	SKYCRUISE MAKUHARI	Western	P.116
26 ~ 27	MAISON KAYSER	Western	P.118
26 ~ 27	TONY ROMA'S	Western	P.120
H	Tsubame Grill	Western	P.122

Opening hours, regular holidays, number of seats, etc. may differ from those listed due to the effects of COVID-19. Please check with the store in advance when you visit.

Checklist / Tokyo Bay Zone

Restaurant name	Doorway Step Height ≤ 2cm	Doorway Width ≥ 80cm	Accessibility available	Movable chairs	Restroom on same floor	Wheelchair charging	Writing service	Accommodates for food allergies	Free Wi-Fi	Multilingual website	Foreign language menu	Page
KAGAYA	●	●	●	●	●	●	●	●	●		●	P.100
Shiomachi Saryo	●	●	●	●	●	●	●	●	●	●	●	P.102
MEXICO	●	●	●	●	●		●	●	●	●	●	P.104
bills	●	●	●	●	●		●	●		●	●	P.106
Yoshidaya		●	●	●		●	●	●			●	P.108
Sea Wind	●	●	●	●	●	●	●			●	●	P.110
KOJIMACHI Coffee	●	●	●	●		●	●	●	●		●	P.112
SATSUKI	●	●	●	●	●	●	●	●	●	●	●	P.114
SKYCRUISE MAKUHARI	●	●	●	●			●	●	●	●	●	P.116
MAISON KAYSER	●	●	●	●	●	●	●				●	P.118
TONY ROMA'S	●	●		●	●	●	●			●	●	P.120
Tsubame Grill	●	●	●	●	●		●				●	P.122



KAGAYA Ariake



Doorway Step Height ≤ 2cm



Doorway Width ≥ 80cm



Accessibility available



Movable chairs



Restroom on same floor



Japanese restaurant under hotel management serving seafood from the Sea of Japan, sake and vegetables from Kaga

① Exterior



Located on 2F of Commercial Complex with direct access to station

② Doorway



Open entrance with no steps
Entrance width - 226cm

③ Interior



Enough turning space for wheelchair
Aisle width - 92cm

④ Interior



Movable tables and chairs
Size of chair seat - 44cm

⑤ Table



Table legs on both sides
Tabletop - 71cm / Under tabletop - 68cm

⑥ Table



Baggage space under tabletop

⑦ Counter



Wheelchair accessible counter

⑧ Interior




Table by the window

⑨ Interior



Half-private room

Additional Information

Manual wheelchair user

Please ask about vegetarian, Muslim-friendly, or having food chopped up or thickened in advance when you make a reservation. There is a multipurpose toilet on the same floor and three handicap parking spaces on the first level.

Specialties

*The simplified item name below may differ from the actual name on the menu

Japanese food



Eel Gozen



Gozen cuisine



Banquet

Accessibility Information

- Straw
- Spoon Fork
- Light plate / cup
- Can be thinly cut
- Minced food
- Thickened food
- Check payable at table
- Accommodates for food allergies
- Wheelchair charging
- Braille menu
- Writing service

Tourist Information

- Vegetarian food negotiable
- Muslim Accommodates for Muslims
- Wi-Fi Free
- Menu with pictures
- Translation device
- Finger pointing translation sheets
- Multilingual website
- Social media
- Overseas website
- Foreign language menu (English-Chinese)
- Multilingual staff (English)

Accessible Route Information

- Route from closest station**
100m from Tokyo Big Sight Station North Exit
① From the ticket gate, turn left and go to the second floor of the building connected to the station
② Go left once you enter the building and the destination is on 2F
- Route from stadium**
280m from Ariake Tennis Park
① Turn left out from the Park, go 70m
② Turn right at Plaza, go 100m
③ Cross the crosswalk past the restaurant
④ Destination is on 2F of the building on the left



Store Information

- Tokyo Fashion Town Bldg. East Wing 2F, 3-6-11 Ariake, Koto-ku, Tokyo
- 03-5530-5800 03-5530-5801
- <https://www.kagaya.co.jp/shoku/shop/ariake.php>
- 11:00 - 15:00 (L.O. 14:30)
17:00 - 21:00 (L.O. 20:30)
- Open all year round
- Non-smoking
- 84
- Lunch: 1,500 - 4,000
Dinner: 2,000 - 8,000
- Cash, Credit card (VISA, Master, JCB, Amex, Diners, Discover)
- Later Payment

For more details

<https://app.wheelog.com/map/customer/admin/map?spotId=34245>



Shiomachi Saryo



Doorway Step Height ≤ 2cm Doorway Width ≥ 80cm Accessibility available Movable chairs Restroom on same floor



Japanese restaurant that offers breakfast, lunch and dinner menus using ingredients directly from the Toyosu market

① Exterior

Located on 1F of TOYOSU D tower

② Doorway

Open entrance with no steps
Entrance width - 160cm

③ Interior

No steps

④ Interior

Enough turning space for wheelchair
Aisle width - 83cm

⑤ Interior

Your choice of seating
Size of chair seat - 45cm

⑥ Interior

Open space bar counter

⑦ Table

Movable tables and chairs
Tabletop - 72cm / Under tabletop - 69cm

⑧ Table

Table leg in middle

⑨ Counter

Children's tableware available

Additional Information


There is a list of allergens on the menu.
There is a multipurpose toilet on the same floor and handicap parking space is available in the same facility.

Manual wheelchair user

Specialties

*The simplified item name below may differ from the actual name on the menu

Japanese food



Accessibility Information

Straw	Spoon Fork	Light plate / cup
Can be thinly cut	Minced food	Thickened food
Check payable at table	Accommodates for food allergies	Wheelchair charging
Braille menu	Writing service	

Tourist Information

Vegetarian food negotiable	Muslim Accommodates for Muslims	Wi-Fi Free
Menu with pictures	Translation device	Finger pointing translation sheets
Multilingual website	Social media	Overseas website
Foreign language menu (English)	Multilingual staff (English-Chinese)	

Accessible Route Information

- Route from closest station**
- 170m from Shijo-mae Station**
- From the ticket gate, take elevator on the right to the first floor
 - Alight the elevator and go 80m
 - Cross the crosswalk at the junction and go 110m
 - The destination is on 1F in the multicomplex on the left
- Route from stadium**
- 1.2km from Ariake Arena**
- Turn right out from Arena, go 80m
 - Cross the crosswalk at the junction, turn right and go 200m
 - Cross over kiyari Bridge, go 300m
 - Cross the crosswalk at the junction and turn left, go 200m
 - Cross the crosswalk at the junction and the destination is on 1F in the multicomplex on the right



Store Information

- D tower TOYOSU 1F, 6-4-20 Toyosu, Koto-ku, TokyoF
- 03-5534-9065 03-5534-9065
- <http://shiomachi-saryo.jp/>
- 7:00 - 10:30 (L.O. 10:00)
11:30 - 14:30 (L.O. 14:00)
17:30 - 22:00 (L.O. 21:30)
Cafe operation during Lunch / Dinner time
- Open all year round
- Non-smoking
- 140
- Lunch: 1,000 - 3,000
Dinner: 2,000 - 7,000
- Cash, Credit card (VISA, Master, JCB, Amex, Diners, Discover)
- Later Payment

For more details

<https://app.wheelog.com/map/cus-tom/admin/map?spotId=34246>



seafoods restaurant

MEXICO Tokyo Bay Ariake



Doorway Step Height ≤ 2cm



Doorway Width ≥ 80cm



Accessibility available



Movable chairs




Restroom on same floor

Seafood restaurant where one can eat the popular *kani pilaf* (crab pilaf) while watching fish swim in the aquarium



① Exterior

Located on 2F of Ariake Park Bldg.



② Doorway

Hinged (pull open) door / No steps



③ Doorway

Some of the floor is tilted
Entrance width - 160cm




④ Interior

Enough space in hallway for 2 wheelchairs




⑤ Table

Movable tables and chairs
Tabletop - 75cm / Under tabletop - 66cm



⑥ Table

Round table available



⑦ Aisle

No steps
Aisle width - 80cm



⑧ Counter

Movable chair



⑨ Counter

Accessible counter seat

Additional Information

There is a multipurpose toilet on the same floor.
There are a total of two handicap parking spaces and 10 other parking spaces from B2 to B6 of the same building.

Manual wheelchair user

Specialties

*The simplified item name below may differ from the actual name on the menu

Western food



Seafood rice bowl



Crab pilaf



Crab gratin

Accessibility Information

Straw	Spoon Fork	Light plate / cup
Can be thinly cut	Minced food	Thickened food
Check payable at table	Accommodates for food allergies	Wheelchair charging
Braille menu	Writing service	

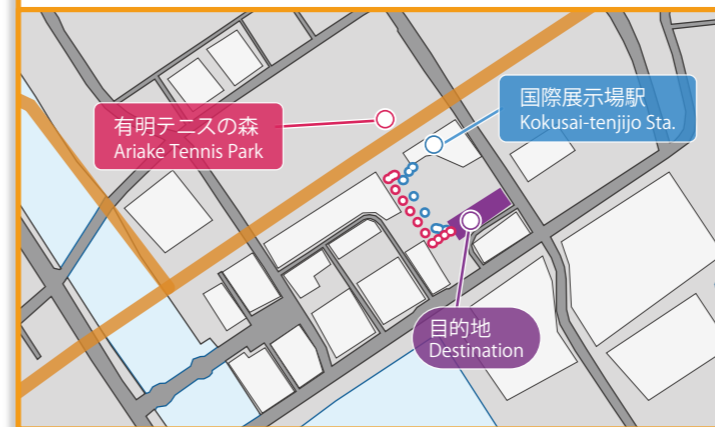
Tourist Information

Vegetarian food negotiable	Muslim Accommodates for Muslims	Wi-Fi Free
Menu with pictures	Translation device	Finger pointing translation sheets
Multilingual website	Social media	Overseas website
Foreign language menu (English)	Multilingual staff	

Accessible Route Information

Route from closest station
200m from Kokusai-tenjijo Station
① Go 200m under the arcade located on the right from the station
② The destination is in the building on the left

Route from stadium
250m from Ariake Tennis Park
① Turn left from the Park, and go 180m
② Turn left at Ishi-to-Hikari-no-Plaza, and go another 80m
③ Go through the arcade, and the destination is in the building on the right



Store Information

Ariake Park Bldg, 2F, 3-7-11
Ariake, Koto-ku, Tokyo

03-3529-2337 03-3529-2337

<http://www.mehico.com/>

Mon - Fri: 11:00 - 15:00 (L.O. 14:30)
17:00 - 23:00 (L.O. 22:00)
Sat / Sun / Holiday: 11:00 - 22:00 (L.O. 21:00)

Mon (open when an event is held at a nearby facility)

Non-smoking

120

Lunch: 1,500 - 2,500
Dinner: 2,000 - 4,000

Cash, Credit card, Electronic money (VISA, Master, JCB, Amex, Diners, Discover, iD)
Later Payment

For more details

<https://app.wheelog.com/map/cus-tom/admin/map?spotId=9416>




bills Odaiba

Doorway Step
Height ≤ 2cmDoorway
Width ≥ 80cmAccessibility
availableMovable
chairsRestroom on
same floor

All-day dining that first originated in Sydney, Australia.
Its ricotta pancakes and scrambled eggs are popular

① Exterior



Located on 3F of Tokyo DECKS

② Doorway

Hinged (push open) door / No steps
Entrance width - 162cm

③ Interior

Steps on left side of restaurant
15cm steps in hallway

④ Interior

No steps on Right side of floor
Aisle width - 130cm

⑤ Interior

Table legs on both sides
Tabletop - 73cm / Under tabletop - 68cm

⑥ Table

Movable chairs
Size of chair seat - 44cm

⑦ Terrace



Wheelchair accessible to the terrace

⑧ Restroom



15cm step in front of restroom

⑨ Restroom

No accessible restroom
Entrance width - 59cm

Additional Information

There is a step at the left side of entrance.

The multipurpose toilet is on the same floor. Vegan food is available.

There are six disabled parking spaces on the ground floor of the facility.

Manual wheelchair user

Specialties

*The simplified item name below may differ from the actual name on the menu

Western food



Full Aussie Breakfast



Fresh juice



Avocado toast

Accessibility Information



Straw

Spoon
ForkLight
plate / cupCan be
thinly cutMinced
foodThickened
foodCheck
payable
at tableAccommodates
for food
allergiesWheelchair
chargingBraille
menuWriting
service

Tourist Information

Vegetarian
food
negotiable

Muslim

Accommodates
for Muslims

Wi-Fi

Menu with
picturesTranslation
deviceFinger
pointing
translation
sheetsMultilingual
websiteSocial
mediaOverseas
websiteForeign language
menu
(English)Multilingual staff
(English)

Accessible Route Information

Route from closest station

150m from Odaiba-kaihinkoen Station North Exit

① From the ticket gate, turn right and head to the north exit

② Go left 140m along the walkway

③ Enter the shopping mall and the destination is on the same floor

Route from stadium

350m from Odaiba Marine Park

① From the Park, cross the crosswalk on the right, go 120m

② Turn right at the junction, and go another 120m

③ Take the elevator on the right of the stairs leading to the supermarket to the third floor

④ Exit the elevator, go down the slope, and head down the passageway 140m

⑤ Enter the shopping mall and the destination is on the same floor



Store Information

 DECKS Tokyo Beach SEASIDE MALL 3F,
1-6-1 Daiba, Minato-ku, Tokyo

03-3599-2100

<https://billsjapan.com/jp/お台場> Mon - Fri: 9:00 - 23:00
(F.L.O 22:00 / D.L.O. 22:30)
Sat / Sun / Holiday: 8:00 - 23:00
(F.L.O 22:00 / D.L.O. 22:30)

No weekly holidays

Non-smoking

 206 (Main dining room: 124,
Sub dining room: 60, Terrace: 22) Lunch: 1,000 - 2,000
Dinner: 1,000 - 5,000Cash, Credit card (VISA, Master, JCB,
Amex, Diners)

Later Payment

For more details

[https://app.wheelog.com/map/
custom/admin/map?spotId=3334](https://app.wheelog.com/map/custom/admin/map?spotId=3334)

Yoshidaya

- Doorway Step Height ≤ 2cm
- Doorway Width ≥ 80cm
- Accessibility available
- Movable chairs
- Restroom on same floor



Soba restaurant established in the Edo period serving *jyuuwari soba*

① Exterior

13cm steps at main entrance

② Doorway

Steps on side street, accessible entrance

③ Interior

Enter from the side entrance

④ Interior

Too narrow for wheelchair
Aisle width - 65cm

⑤ Table

Fixed tables / Movable chairs
Tabletop - 70cm / Under tabletop - 62cm

⑥ Table

Table legs on both sides

⑦ Interior

Tatami room on 1F

⑧ Interior

Stairs only to 2F

⑨ Parking Lot

No Disability Parking

Additional Information

There is about a 13cm high step at the entrance but a simple ramp has been installed for wheelchair-use.
There is a separate building, which will be completed in May 2020, that will include ramps and multipurpose toilets.
There is a private parking lot next to the restaurant but no handicap parking. The staff can speak a little English.

Manual wheelchair user

Specialties

*The simplified item name below may differ from the actual name on the menu

Japanese food



Accessibility Information

- Straw
- Spoon Fork
- Light plate / cup
- Can be thinly cut
- Minced food
- Thickened food
- Check payable at table
- Accommodates for food allergies
- Wheelchair charging
- Braille menu
- Writing service

Tourist Information

- Vegetarian food negotiable
- Muslim Accommodates for Muslims
- Wi-Fi Free
- Menu with pictures
- Translation device
- Finger pointing translation sheets
- Multilingual website
- Social media
- Overseas website
- Foreign language menu (English)
- Multilingual staff (English)

Accessible Route Information

- Route from closest station**
- 400m from Tachiaigawa Station**
- Take the elevator at the station to the first floor
 - Alight the elevator, turn left and go 40m
 - Turn left at the beef bowl shop and go 110m
 - Turn right at the crossroads and go another 210m
 - Turn right at the T-junction and go 40m. The destination is on the left.
- Route from stadium**
- 2.4km from Oi Hokey Stadium**
- From the stadium, cross the crosswalk, turn right and go 230m
 - Turn left at the junction and go 1.1km
 - Turn right at the second junction, cross the crosswalk and go 450m to the destination on the left



Store Information

- 2-15-13 Higashioi, Shinagawa-ku, Tokyo
- 03-3763-5903 03-3763-5981
- <https://www.soba-yoshidaya.com/>
- Mon - Fri: 11:30 - 14:00
17:30 - 20:15 (L.O. 20:15)
- Sat: 11:00 - 21:00 (L.O. 20:15)
- Sun / Holiday: 11:00 - 21:00 (L.O. 20:00)
- Tue (plus consecutive days closure once a month)
- Non-smoking
- 90
- Lunch: 2,000 ~
Dinner: 3,000 ~
- Cash
- Later Payment

For more details

<https://app.wheelog.com/map/custom/admin/map?spotId=33510>



Sea Wind Tokyo Sea Life Park



Doorway Step Height ≤ 2cm



Doorway Width ≥ 80cm



Accessibility available



Movable chairs



Restroom on same floor



Self-service restaurant popular for its tuna cutlet on curry and rice, located inside the Tokyo Sea Life Park aquarium



① Exterior

Located on 1F of Tokyo Sea Life Park



② Doorway

Open entrance with no steps
Entrance width - 200cm



③ Interior

Enough space in hallway for 2 wheelchairs
Aisle width - 184cm



④ Counter

Pay in advance with order



⑤ Counter

Your choice of tableware



⑥ Interior

Enough turning space for wheelchair



⑦ Table

Movable tables and chairs
Size of chair seat - 44cm



⑧ Table

Table leg in middle
Tabletop - 71cm / Under tabletop - 68cm



⑨ Restroom

Accessible restroom in the bldg.
Handrail: Movable (L) / Fixed (R)

Additional Information

You can ask for help serving your food. The multipurpose toilet is on the same floor.
The straws are made of paper. You can bring your own mixer meals and lunch boxes.
There is a food allergy guide on the menu. There are dozens of disabled parking spaces at the Tokyo Sea Life Park.

Manual wheelchair user

Specialties

*The simplified item name below may differ from the actual name on the menu

Western food



Tuna-cutlet curry



Kids curry lunch



Ice cream

Accessibility Information

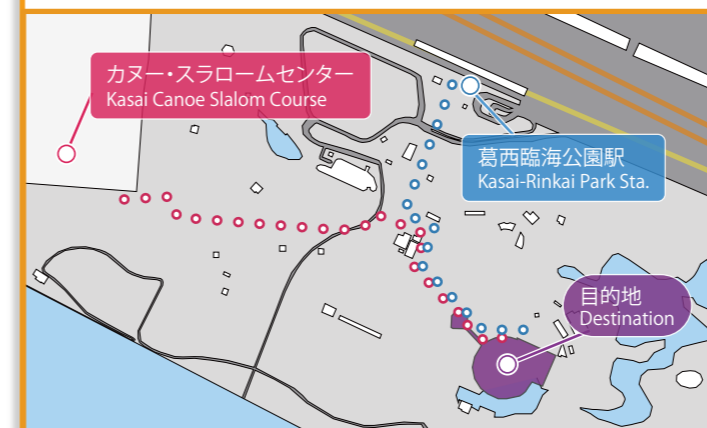
- Straw
- Spoon Fork
- Light plate / cup
- Can be thinly cut
- Minced food
- Thickened food
- Check payable at table
- Accommodates for food allergies
- Wheelchair charging
- Braille menu
- Writing service

Tourist Information

- Vegetarian food negotiable
- Muslim Accommodates for Muslims
- Wi-Fi Free
- Menu with pictures
- Translation device
- Finger pointing translation sheets
- Multilingual website
- Social media
- Overseas website
- Foreign language menu (English)
- Multilingual staff

Accessible Route Information

- Route from closest station**
590m from Kasai-Rinkai Park Station
① From the elevator, turn left and go 250m
② Turn left at the clock tower and go another 50m
③ Turn right at the corner and go 70m
④ Turn left and go a further 100m to the ticket counter
⑤ Go up the slope on the right, and go 40m
⑥ Take the elevator at the end of the slope to the first floor to reach the destination
- Route from stadium**
750m from Kasai Canoe Slalom Centre
① From the centre, go 480m toward Shinkiba Station
② Turn right, and go 50m
③ Turn right at the corner and go another 70m
④ Turn left and go a further 100m to the ticket counter
⑤ Go up the slope on the right, and go 40m
⑥ Take the elevator at the end of the slope to the first floor to reach the destination



Store Information

- 🏠 Tokyo Sea Life Park 1F, 6-2-3 Rinkai-cho, Edogawa-ku, Tokyo
- ☎ 03-3869-5152 📠 03-3869-5155
- 🔗 <https://www.tokyo-zoo.net/zoo/kasai/restaurant.html>
- 🕒 10:10 - 17:00 (L.O. 16:30)
- 🗑 Wed
- 🚭 Non-smoking
- 🪑 300
- 💰 800 - 1,500
- Cash, Credit card, Electronic money (VISA, Master, JCB, Amex, Diners, Discover, Suica, QUIC)
- Advance Payment

For more details

<https://app.wheelog.com/map/custom/admin/map?spotId=34053>



KOJIMACHI Coffee Shinkiba



Doorway Step
Height ≤ 2cm



Doorway
Width ≥ 80cm



Accessibility
available



Movable
chairs



Restroom on
same floor

Open-air café with glass walls serving their popular creamy and soft pancakes

① Exterior



Cafe with floor-to-ceiling windows
in front of Shinkiba Station

② Doorway



Hinged (pull open) door / No steps
Entrance width - 83cm

③ Interior



Enough turning space for wheelchair
Aisle width - 150cm

④ Aisle



Safe passage for manual wheelchair
Aisle width - 77cm

⑤ Table



Movable tables and chairs
Size of chair seat - 43cm

⑥ Interior



Table leg in middle
Tabletop - 73cm / Under tabletop - 70cm

⑦ Counter



Receiving counter

⑧ Restroom



No accessible restroom
Entrance width - 65cm

⑨ Restroom



Accessible restroom on 2F of the hotel
Handrail: Fixed (L) / Movable (R)

Additional Information

Restaurant patrons can use the multipurpose toilets on the second floor of the hotel.
Staff at the hotel speak English. Allergy information is available on the restaurant's website.
Handicap parking is located on the basement level of the hotel.

Manual wheelchair user

Specialties

*The simplified item name below may differ from the actual name on the menu

Cafe



Pancake



B.L.T. sandwich plate



Coffee

Accessibility Information



Straw



Spoon
Fork



Light
plate / cup



Can be
thinly cut



Minced
food



Thickened
food



Check
payable
at table



Accommodates
for food
allergies



Wheelchair
charging



Braille
menu



Writing
service

Tourist Information



Vegetarian
food
negotiable



Muslim
Accommodates
for Muslims



Wi-Fi
Free



Menu with
pictures



Translation
device



Finger
pointing
translation
sheets



Multilingual
website



Social
media



Overseas
website



Foreign language
menu
(English)



Multilingual staff
(English)

Accessible Route Information

Route from closest station

100m from Shin-kiba Station

- ① From the ticket gate, take the elevator on the right to the first floor
- ② Alight the elevator and go 80m
- ③ Cross the crosswalk on the left, turn right and go 30m
- ④ The destination is on the left

Route from stadium

Sea Forest Cross-Country Course

- ① From the shuttle bus depot, go 300m to Sengokubashi Bridge
- ② Cross over the bridge and go 250m
- ③ Turn right at the junction, and go another 160m
- ④ Cross over the pedestrian bridge and the destination is on the first floor of the hotel on the right



Store Information

JR-EAST HOTEL METS TOKYO BAY
SHINKIBA 1F, 1-6-1 Shinkiba, Koto-ku,
Tokyo

03-3521-7034 03-3521-7034

<https://www.7andi-fs.co.jp/kojimachi/>

11:00 - 21:00 (L.O. 20:30)

Open all year round

Non-smoking

65

1,000

Cash, Credit card, Electronic money
(VISA, Master, Union, JCB, Amex,
Diners, Discover, Suica, nanaco, Edy,
iD, QUIC)

Later Payment

For more details

[https://app.wheelog.com/map/
custom/admin/map?spotId=34093](https://app.wheelog.com/map/custom/admin/map?spotId=34093)



All Day Dining

SATSUKI Hotel New Otani Makuhari



- Doorway Step
Height ≤ 2cm
- Doorway
Width ≥ 80cm
- Accessibility
available
- Movable
chairs
- Restroom on
same floor

Café & dining inside the Hotel New Otani Makuhari serving breakfast, lunch, afternoon tea and dinner

① Exterior

Located on 1F of Hotel New Otani Makuhari

② Doorway

Open entrance with no steps
Entrance width - 224cm

③ Interior

Enough turning space for wheelchair
Aisle width - 157cm

④ Aisle

Enough space in hallway for 2 wheelchairs

⑤ Table

Movable tables and chairs

⑥ Table

Your choice of seating
Size of chair seat - 48cm

⑦ Table

Table leg in middle
Tabletop - 73cm / Under tabletop - 70cm

⑧ Restroom

Accessible restroom on the same floor
Handrail: Fixed (L) / Movable (R)

⑨ Parking Lot

Disability Parking at hotel available

Additional Information

Some seats have steps up to them.
Please contact in advance if one wishes to have a side dish cut up, chopped food, thickened food, or writing boards.
A multipurpose toilet is located next to the restaurant. There is one handicap parking space at the hotel.

Manual wheelchair user

Specialties

*The simplified item name below may differ from the actual name on the menu

Western food



Pasta



Beef Stew



Sandwich

Accessibility Information

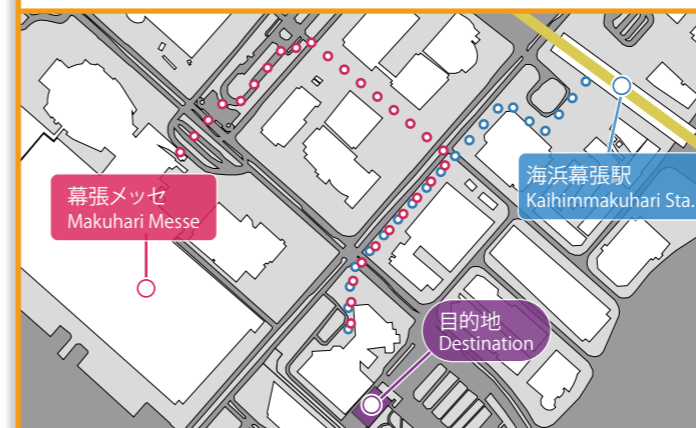
- Straw
- Spoon Fork
- Light plate / cup
- Can be thinly cut
- Minced food
- Thickened food
- Check payable at table
- Accommodates for food allergies
- Wheelchair charging
- Braille menu
- Writing service

Tourist Information

- Vegetarian food negotiable
- Muslim Accommodates for Muslims
- Wi-Fi Free
- Menu with pictures
- Translation device
- Finger pointing translation sheets
- Multilingual website
- Social media
- Overseas website
- Foreign language menu (English)
- Multilingual staff (English-Chinese)

Accessible Route Information

- Route from closest station**
600m from Kaihimakuhari Station South Exit
 ① Take the elevator at the south exit to the 1F and go 80m
 ② Take the elevator to the second floor, get off the elevator, turn right and go 100m
 ③ Turn left at the convenience store and go another 100m
 ④ Turn right and go 180m
 ⑤ Cross over the pedestrian bridge, go through the hotel arcade and go 120m
 ⑥ The destination is inside the hotel
- Route from stadium**
700m from Makuhari Messe A Hall
 ① From the hall, go 80m
 ② Go 100m along the promenade
 ③ Go up the slope on the right, turn right and go 270m
 ④ Cross over the pedestrian bridge, turn right and go 100m
 ⑤ Cross over the pedestrian bridge, go through the hotel arcade and go 120m
 ⑥ The destination is inside the hotel



Store Information

- Hotel New Otani Makuhari 1F, 2-120-3 Hibino, Mihama-ku, Chiba-shi, Chiba
- 043-299-1848 043-299-1842
- <https://www.newotani.co.jp/makuhari/restaurant/satsuki/>
- 6:30 - 21:00
- Open all year round
- Non-smoking
- 112 (Table: 82, Private room: 2)
- Lunch: 3,000 - 6,000
Dinner: 5,000 - 8,000
- Cash, Credit card (VISA, Master, JCB, Amex, Diners, Discover)
- Later Payment

For more details

<https://app.wheelog.com/map/custom/admin/map?spotId=33545>



Dining & Bar

SKYCRUISE MAKUHARI

APA HOTEL&RESORT TOKYO BAY MAKUHARI



Doorway Step Height ≤ 2cm



Doorway Width ≥ 80cm



Accessibility available



Movable chairs



Restroom on same floor

Restaurant where you can dine while looking out at the view from the 50th floor



① Exterior

Take EV of the Hotel to 50F



② Doorway

Slope Installed



③ Doorway

Open entrance with no steps
Entrance width - 163cm



④ Interior

Movable tables and chairs
Size of chair seat - 44cm



⑤ Interior

Enough turning space for wheelchair
Aisle width - 246cm



⑥ Interior

Some seating has 15cm steps



⑦ Table

Table leg in middle
Tabletop - 69cm / Under tabletop - 67cm



⑧ Restroom

Accessible restroom on 1F of the hotel
Handrail: Fixed (L) / Movable (R)



⑨ Parking Lot

3 Disability Parking available

Additional Information

The aisles in the restaurant are carpeted.
There is a multipurpose toilet on the ground floor and three handicap parking spaces in the hotel. Some of the menu has photos.
Please ask in advance about having food chopped up or thickened when you make a reservation.

Manual wheelchair user


Specialties

*The simplified item name below may differ from the actual name on the menu

Western food



Buffet



Pasta



Cake

Accessibility Information

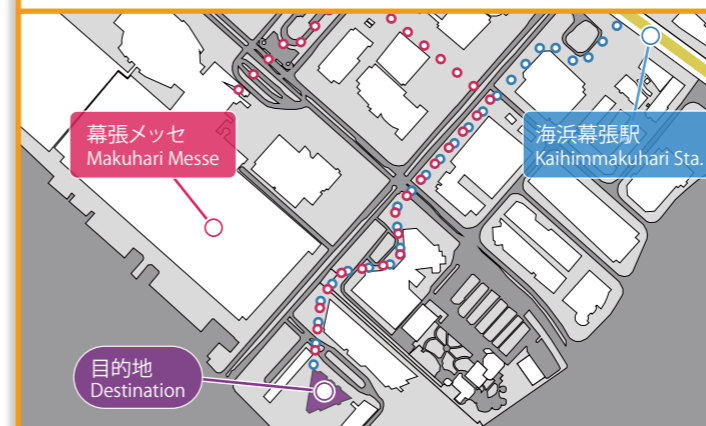
Straw	Spoon Fork	Light plate / cup
Can be thinly cut	Minced food	Thickened food
Check payable at table	Accommodates for food allergies	Wheelchair charging
Braille menu	Writing service	

Tourist Information

Vegetarian food negotiable	Muslim Accommodates for Muslims	Wi-Fi Free
Menu with pictures	Translation device	Finger pointing translation sheets
Multilingual website	Social media	Overseas website
Foreign language menu (English)	Multilingual staff (English)	

Accessible Route Information

- Route from closest station**
1km from Kaihimmakuhari Station South Exit
- Take the elevator at South exit to the first floor and go 80m
 - Take the elevator to the second floor, get off elevator, turn right and go 100m
 - Turn left at the convenience store and go 100m
 - Turn right and cross over pedestrian bridge 180m
 - After crossing pedestrian bridge, go 300m under the arcade
 - Cross over bridge, go through the Hotel passageway to the destination on 50F
- Route from stadium**
960m from Makuhari Messe Hall A
- From the Hall, go 80m
 - Go 100m on promenade
 - Go up the slope on the right, turn right and go 270m
 - Cross over pedestrian bridge, turn right and go 100m
 - Cross over pedestrian bridge, go under the arcade and go 300m
 - Cross over pedestrian bridge, go through the Hotel passageway to the destination on 50F



Store Information

- APA Hotel & Resort <Tokyo Bay Makuhari>
50F, 2-3 Hibino, Mihama-ku, Chiba-shi, Chiba
- 043-296-1343 043-296-0724
(General Affairs Dept.)
- https://www.apahotel.com/hotel/shutoken/makuhari/restaurant_06/
- Mon - Fri: 11:00 - 14:30, 18:00 - 21:00
18:00 - 23:30 (bar hours)
Sat / Sun / Holiday: 11:00 - 15:30, 17:30 - 20:30
21:00 - 23:30 (bar hours)
Until 22:00 on Sun
- Open all year round
- Smoking allowed only after 9 pm
- 120
- Lunch: 2,000 - 3,000
Dinner: 5,000 - 6,000
- Cash, Credit card (VISA, Master, JCB, Amex, Diners) Redeem meal coupon or Makuhari Messe cash voucher
Later Payment

For more details

<https://app.wheelog.com/map/custom/admin/map?spotId=33940>




MAISON KAYSER Makuhari



- 
Doorway Step
 Height ≤ 2cm
- 
Doorway
 Width ≥ 80cm
- 
Accessibility
 available
- 
Movable
 chairs
- 
Restroom on
 same floor


Bakery restaurant serves French bread baked with original French recipe using natural yeast

① Exterior




Located on 1F of MITSUI OUTLET PARK MAKUHARI A-SITE

② Doorway




Hinged (pull open) door / No steps

③ Doorway




Entrance width - 84cm

④ Aisle




Safe passage for manual wheelchair
Aisle width - 100cm

⑤ Aisle



2cm step

⑥ Interior



Bakery corner

⑦ Interior





Table and terrace
Aisle width - 100cm

⑧ Table



Movable tables and chairs
Size of chair seat - 44cm

⑨ Table




Table leg in middle
Tabletop - 70.5cm / Under tabletop - 67.5cm

Additional Information

There is a multipurpose toilet on the same floor and handicap parking spaces on-site.

Manual wheelchair user 

Specialties

*The simplified item name below may differ from the actual name on the menu

Western food



Deep fried curry bun



Tomato Creamed Chicken














Coffee set

Accessibility Information

-  **Straw**
-  **Spoon Fork**
-  **Light plate / cup**
-  **Can be thinly cut**
-  **Minced food**
-  **Thickened food**
-  **Check payable at table**
-  **Accommodates for food allergies**
-  **Wheelchair charging**
-  **Braille menu**
-  **Writing service**

Tourist Information

-  **Vegetarian food negotiable**
-  **Muslim Accommodates for Muslims**
-  **Wi-Fi Free**
-  **Menu with pictures**
-  **Translation device**
-  **Finger pointing translation sheets**
-  **Multilingual website**
-  **Social media**
-  **Overseas website**
-  **Foreign language menu (English)**
-  **Multilingual staff**

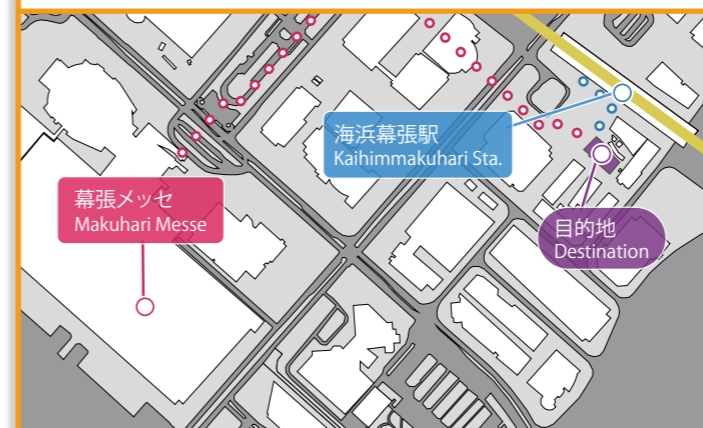
Accessible Route Information

Route from closest station









- 1km from Kaihimmakuhari Station South Exit**
- ① Take the elevator at South exit to the first floor, turn left and go 40m
 - ② Turn right where you see the area map on the left and go 60m
 - ③ The destination is on 1F at Outlet shopping mall building A on the left

Route from stadium

- 700m from Makuhari Messe Hall A**
- ① From the Hall, go 80m
 - ② Go 240m on promenade
 - ③ Turn right past the fountain, go 310m
 - ④ Take the elevator on the left to ground floor, turn right and go 50m
 - ⑤ The destination is on A-1F of the Outlet Mall



Store Information

-  **MITSUI OUTLET PARK MAKUHARI A-SITE**
1F, 2-6-1 Hibino, Mihama-ku, Chiba-shi, Chiba
-  **043-441-4375**
-  <http://maisonkayser.co.jp/location/%e5%b9%95%e5%bc%b5%e5%ba%97%e3%80%80new-open/>
-  **10:00 - 21:00**
Lunch: 11:00 - 15:00 (L.O. 15:00)
Dinner: 17:00 - 21:00 (L.O. 20:00)
-  **Facility Holiday**
-  **Non-smoking**
-  **38**
-  **Lunch: 1,000 - 2,000**
Dinner: 2,000 - 3,000
- Cash, Credit card (VISA, Master, JCB)**
- Later Payment**

For more details

<https://app.wheelog.com/map/custom/admin/map?spotId=39350>



TONY ROMA'S Makuhari WBG



- Doorway Step Height ≤ 2cm
- Doorway Width ≥ 80cm
- Accessibility available
- Movable chairs
- Restroom on same floor

Western-style restaurant specializing in BBQ ribs from the United States

① Exterior

Located on 3F of WBG MARIVE DINING

② Doorway

Open to public during business hours
Entrance width - 143cm

③ Interior

Go down one 15cm step upon entering

④ Interior

Staff will help navigate the steps

⑤ Aisle

Safe passage for manual wheelchair
Aisle width - 78cm

⑥ Interior

Enough turning space for wheelchair
Aisle width - 100cm

⑦ Table

Movable tables and chairs
Size of chair seat - 43cm

⑧ Table

Table leg in middle
Tabletop - 73cm / Under tabletop - 68cm

⑨ Aisle

Slope in the aisle placed all the time

Additional Information

There is a 15cm step near the entrance so please ask the staff for help.
The narrow section of the passage is 73cm.
There is a multipurpose toilet on the same floor and handicap parking in the facility.

Manual wheelchair user

Specialties

*The simplified item name below may differ from the actual name on the menu

Western food



Barbecue ribs



Cake



Beer

Accessibility Information

- Straw
- Spoon Fork
- Light plate / cup
- Can be thinly cut
- Minced food
- Thickened food
- Check payable at table
- Accommodates for food allergies
- Wheelchair charging
- Braille menu
- Writing service

Tourist Information

- Vegetarian food negotiable
- Muslim Accommodates for Muslims
- Wi-Fi Free
- Menu with pictures
- Translation device
- Finger pointing translation sheets
- Multilingual website
- Social media
- Overseas website
- Foreign language menu (English)
- Multilingual staff (English)

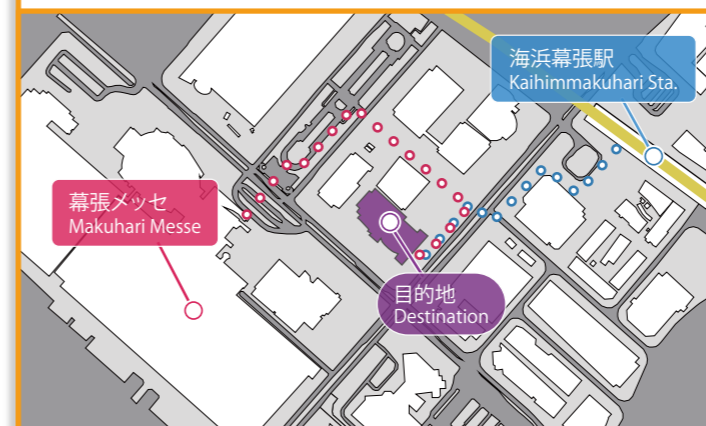
Accessible Route Information

Route from closest station

- 450m from Kaihimmakuhari Station South Exit**
- Take the elevator at South exit to the first floor and go 80m
 - Take the elevator to the second floor, off elevator, turn right and go 100m
 - Turn left at the convenience store and go 100m
 - Go over pedestrian bridge on the right and go 80m
 - After crossing pedestrian bridge, turn left and go 100m
 - The destination is on 3F of the office building on the right

Route from stadium

- 500m from Makuhari Messe Hall A**
- From the Hall, go 80m
 - Go 100m on promenade
 - Go up the slope on the right, turn right and go 190m
 - Turn right in front of pedestrian bridge and go 100m
 - The destination is on 3F of the office building on the right



Store Information

- WBG MARIVE DINING 3F, 2-6 Nakase, Mihama-ku, Chiba-shi, Chiba
- 043-299-3781 043-299-3782
- <http://tonyromas.jp/>
- Mon - Sat: 11:30 - 15:15 (L.O. 14:30)
17:30 - 22:30 (L.O. 22:00)
Sun / Holiday: 11:00 - 15:15 (L.O. 14:30)
17:00 - 22:30 (L.O. 22:00)
- Facility Holiday
- Separate smoking area available (only on Sat. & Sun. at counter area)
- 100 (private party: 40 - 130)
- Lunch: 1,000 - 1,500
Dinner: 3,000 - 4,000
- Cash, Credit card, Electronic money (VISA, Master, Union, JCB, Amex, Diners, WAON)
- Later Payment

For more details

<https://app.wheelog.com/map/custom/admin/map?spotId=34103>



Tsubame Grill

Shinagawa Station



Doorway Step
Height ≤ 2cm



Doorway
Width ≥ 80cm



Accessibility
available



Movable
chairs



Restroom on
same floor

Western-style restaurant established in 1930,
known for its freshly ground Salisbury steak



① Doorway

Automatic door / No steps
Entrance width - 104cm



② Inside

No Control Panel for Wheelchair



③ Interior

16 steps down to 1F



④ Interior

Steps along passageway on 1F



⑤ Interior

Wheelchair Accessible on 2F & 3F
Aisle width - 105cm



⑥ Interior

Easy access to table by the window



⑦ Table

Movable tables and chairs
Size of chair seat - 45cm



⑧ Table

Table leg in middle
Tabletop - 73cm / Under tabletop - 70cm



⑨ Restroom

Accessible restroom on 3F
Handrail: None (L) / Fixed (R)

Additional Information

There is an elevator beside the entrance and wheelchair access to the second and third floors.
If necessary, bills can be settled at the table.
A multipurpose toilet is located on the third floor but, there is no parking lot at the restaurant.

Manual wheelchair user

Specialties

*The simplified item name below may differ from the actual name on the menu

Western food



Assorted Sausage platter



Cream croquette of scallops



Hamburg steak

Accessibility Information

Straw	Spoon Fork	Light plate / cup
Can be thinly cut	Minced food	Thickened food
Check payable at table	Accommodates for food allergies	Wheelchair charging
Braille menu	Writing service	

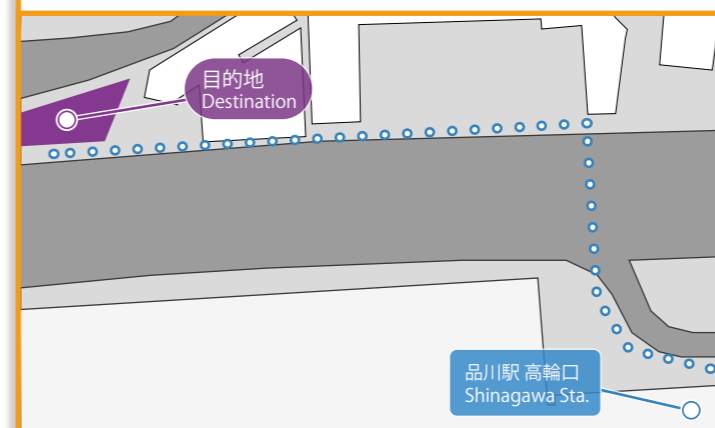
Tourist Information

Vegetarian food negotiable	Muslim Accommodates for Muslims	Wi-Fi Free
Menu with pictures	Translation device	Finger pointing translation sheets
Multilingual website	Social media	Overseas website
Foreign language menu (English)	Multilingual staff (English-Chinese)	

Accessible Route Information

Route from closest station
160m from Shinagawa Station Takanawa Exit
 ① From the Central ticket gate, turn left and take elevator at Takanawa Exit to the first floor
 ② Go left out of Takanawa exit and go 50m
 ③ Cross the crosswalk, turn left and go 110m
 ④ The destination is on the right

Route from stadium
 none



Store Information

4-10-26 Takanawa, Minato-ku, Tokyo

03-3441-0121

<https://www.tsubame-grill.co.jp/>

11:00 - 22:30 (L.O. 22:00)

New Year holidays

Non-smoking

236 (1F: 92, 2F: 80, 3F: 64)

Lunch: 1,600 ~
Dinner: 2,000 ~

Cash, Credit card (VISA, Master, JCB, Amex, Diners)

Later Payment

For more details
<https://app.wheelog.com/map/custom/admin/map?spotId=39303>