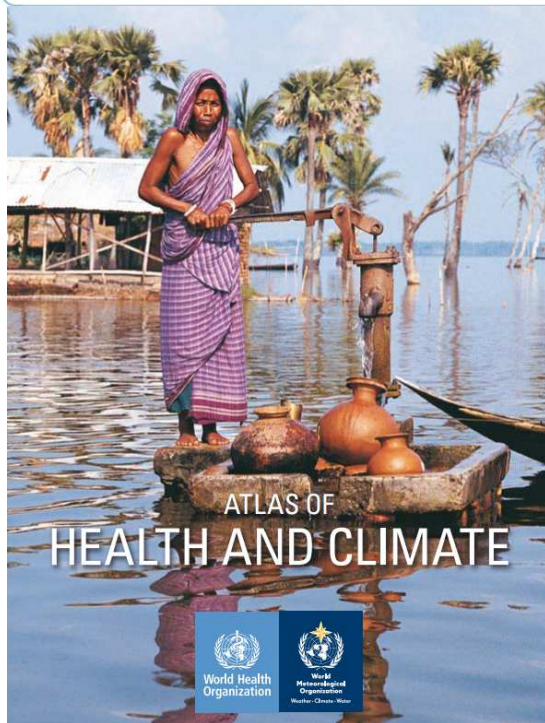


# SDGs: A transformative development agenda...wastewater management



## Inaugural Symposium of Asia Wastewater Management Partnership(AWaP)

*Kyushu, Japan  
25 July 2018*

Rifat Hossain ([hossainr@who.int](mailto:hossainr@who.int))  
World Health Organization  
Geneva, Switzerland



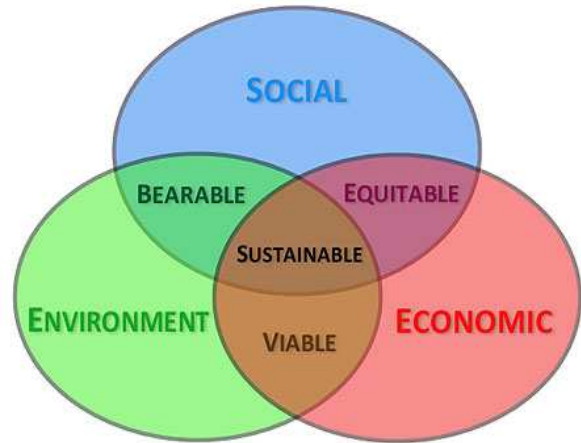
## 2018 SDG report by Secretary General

- Preliminary estimates:
  - 79 mostly high and high middle-income countries (excluding much of Africa and Asia) 59% of all wastewater flows are safely treated
  - 76% of flows are safely treated in households with a sewer connection and
  - 18% of flows are safely collected and treated for those with on-site facilities only.
- Untreated wastewater degrades water quality, posing risks to public health, contaminates drinking water sources and limits opportunities for safe and productive reuse of water.



# Human to Sustainable development

- Three Pillars of sustainable development
  - Social (People)
  - Economic (Prosperity)
  - Environmental (Planet)
- Other Ps
  - Peace
  - Partnerships




**15  
Years**

**17  
Goals**

**169  
Targets**

**230  
Indicators**



## SDG6. Ensure **availability** and **sustainable management** of **water and sanitation for all**

6.1 By 2030, achieve **universal** and **equitable** access to **safe and affordable** drinking water for all

6.2 By 2030, achieve access to **adequate and equitable** sanitation and hygiene **for all** and **end open defecation**, paying **special attention** to the needs of women and girls and **those in vulnerable situations**

6.3 By 2030, improve water quality by reducing pollution, eliminating dumping and minimizing release of hazardous chemicals and materials, halving the proportion of untreated wastewater and substantially increasing recycling and safe reuse globally



World Health  
Organization



Monitoring drives progress...  
important to retain global ambition

**MDG target on drinking water:  
*sustainable access to safe water...***

**lack of data on water safety  
triggered the norm as  
improved drinking water sources**



World Health  
Organization



## 11 indicators for Goal 6

Indicator (brief title)	Global lead
6.1.1 Safely managed drinking water services	WHO/UNICEF JMP
6.2.1 a) Safely managed sanitation services, b) handwashing facility with soap and water	WHO/UNICEF JMP
6.3.1 Safely treated wastewater	WHO, UN-Habitat
6.3.2 Ambient water quality in water bodies	UNEP
6.4.1* Change in water use-efficiency over time	FAO
6.4.2* Level of water stress	FAO
6.5.1* Degree of integrated water resource management implementation	UNEP
6.5.2 Proportion of transboundary basin area with an operational arrangement for water cooperation	UNEP
6.6.1 Change in water-related ecosystems over time	UNEP
6.a Water and sanitation ODA as part of coordinated spending plans	OECD, WHO, UNEP
6.b Participation of local communities in water/sanitation management	WHO, UNEP

## Target 6.2: Sanitation and hygiene

*By 2030, achieve access to adequate and equitable **sanitation** and hygiene for all, and **end open defecation**, paying special attention to the needs of women and girls and those in vulnerable situations*

6.2.1: Population using safely managed sanitation services **including a handwashing facility with soap and water**

Definition: Pop. using an improved sanitation facility which is:

- not shared with other households and where **Accessibility**
- excreta are safely disposed in situ or **Quality**
- transported and treated off-site



MDG/SDG	Service ladder	Progressive realization		Monitoring ladder
SDG 6.2	Safely managed sanitation	Going beyond hygienic separation of excreta from human contact, including transport and treatment	Developed	All developed countries, some developing countries
	Basic sanitation	Private basic sanitation		Most developing and some developed countries report
	MDG-type	Shared sanitation	Improved sanitation	Developing
Unimproved sanitation		Fixed point defecation	All countries report (applies to developing countries)	
No service		Open defecation	All countries report (applies to some countries)	



## Target 6.3: Water quality

*By 2030, improve **water quality** by reducing pollution, eliminating dumping and minimizing release of **hazardous chemicals** and materials, halving the proportion of **untreated wastewater**, and at least doubling **recycling and safe reuse** globally*

### 6.3.1: Percentage of wastewater safely treated

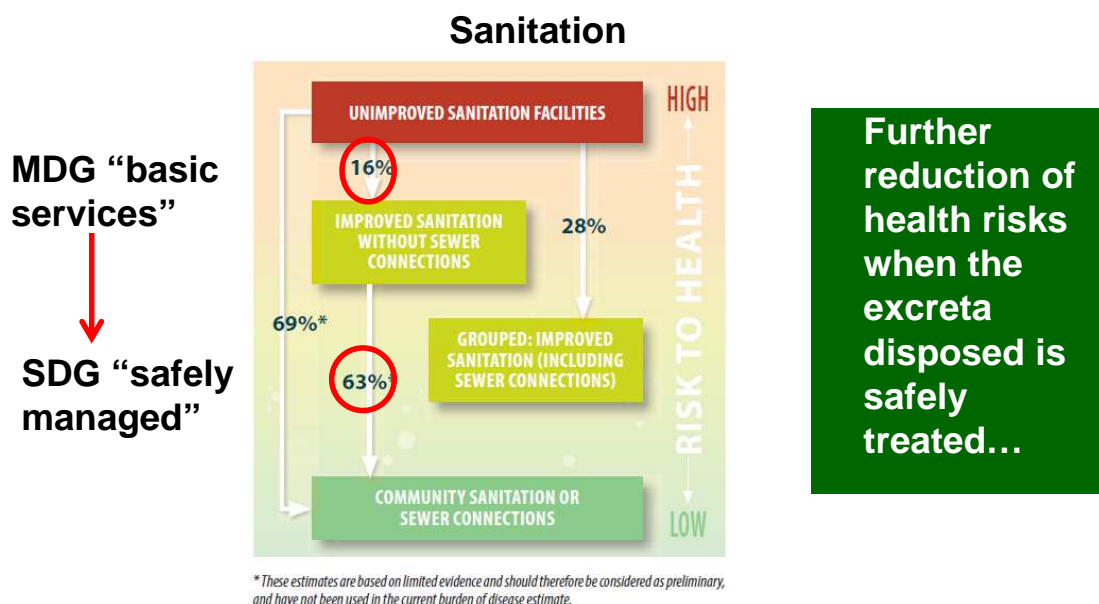
Lead: WHO and UN-Habitat (GEMI)

### 6.3.2: Percentage of water bodies with good ambient water quality

Lead: UNEP, drawing on GEMS/Water (GEMI)



# Why safely managed/treated...



## Brief history of wastewater global monitoring

- 2014 – 2016
  - Methods developments, pilot country works, SDG indicator developed
- 2017
  - Methods review and approval by IAEG: Tier II
  - Reanalysis of 6.2.1 data (for baseline), and desk review
  - Additional baseline data collection/compilation
  - Additional pilots for country and region specificity
- 2018
  - Meeting of Global Experts Group, UNSC: March
  - Country consultation on preliminary estimates
  - SG’s report, and UN Water Synthesis report
  - Status report late 2018

## Experts Group Meeting: met all expected outcomes

- Agree on ways forward on key methodological issues – especially on safe treatment of non-municipal wastewater from industrial and commercial establishment and the interface between SDG6.2 and SDG6.3
- Agree on the optimum process to support: data gathering, data validation, and country consultation
- Understand the key policy drivers behind wastewater monitoring, water scarcity and reuse
- Agree on the content of the first global status report due in 2018
- Agree on capacity-building issues for longer-term monitoring
- Traditional survey approaches to country- led computation



**UN HABITAT**  
FOR A BETTER URBAN FUTURE



## Summary from WW EGM and follow-up

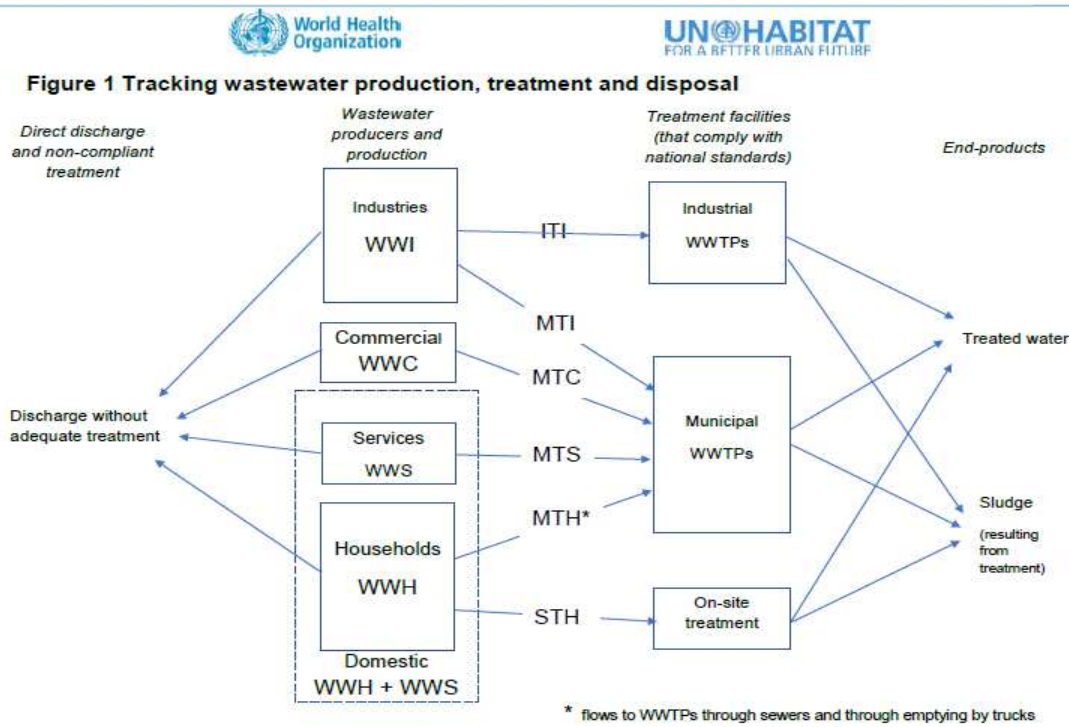
- **EGM: A reference group...revise methodology and get approved**
- A practical proposal using SEEA framework – two sub indicators (**Only flows are considered...pits not in numerator, also consider water use**):
  - *Percentage of safely treated domestic wastewater **flows***
  - *Percentage of safely treated industrial wastewater **flows***
- Need IAEG-SDGs approval on the sub indicators
- Summary of the meeting at UN Statistical Commission
- **Review and approval of methods by Statistical Community**
  - Technical committee UNCEEA review
  - Submit to UNCEEA meeting in June
- **Global wastewater status report and SG's report**
  - Content proposed and developed by WHO and UNHABITAT, agreed by EGM



**UN HABITAT**  
FOR A BETTER URBAN FUTURE



# Methodological flow diagram



## Vietnam pilot: a WHO-JICA study

	Water		Sanitation		Hygiene		Wastewater	
	Baseline (2015)	Target (2030)	Baseline (2015)	Target (2030)	Baseline (2015)	Target (2030)	Baseline (2015)	Target (2030)
MDG continuity	91%	100%	78%	?	NA	NA	NA	NA
MDG+	88%	100% or A%	-	-	NA	NA	NA	NA
SDG	63%	B%	-	?	86%	100% (?)	87% (treated 13%)	44% (treated 56%)



## Philippines scenario: a big challenge...

	Water		Sanitation		Hygiene		Wastewater	
	Baseline (2015)	Target (2030)	Baseline (2015)	Target (2030)	Baseline (2015)	Target (2030)	Baseline (2015)	Target (2030)
MDG continuity	91%	100%	75%	?	NA	NA	NA	NA
MDG+	61%	100% or A%	69% (septic and sewer)	?	NA	NA	NA	NA
SDG	X%	Y%	-	?	XX%	YY% (?)	96% (treated 4%)	48% (treated 52%)



World Health Organization



## Way forward...action points/recommendations

- **SDG wastewater baselines assessed?**
  - Set national targets and monitoring mechanism
- **Tools at disposal:**
  - Sanitation Safely Planning implementation (wastewater management)?
- **Continue from baseline assessments (scarce data):**
  - SDG monitoring – mainstream in surveys/national planning
  - Wastewater data accumulation
  - Risk assessment as part of sector planning/programming
  - Continuous monitoring for greater accountability for continuous improvements
- **Climate resilient wastewater: Vietnam, Philippines etc.**



World Health Organization

