

イギリス主要空港の路線別乗降客数 (2009年)

作成: 野村 宗訓

2009年		複数 マーク	地域	国内線				国際線				合計		依存度別 空港分類					
順位	空港			① 英国内		② EU加盟国		③ その他		①+②+③		路線	定チャ						
				定期便	チャーター便	定期便	チャーター便	定期便	チャーター便										
1	Heathrow	★	LON	5,253,691	7.97%	914	0.00%	21,470,481	32.58%	25,933	0.04%	39,122,818	59.36%	32,804	0.05%	65,906,641	100%	国際	定期
2	Gatwick	◎	LON	3,660,257	11.31%	1,856	0.01%	15,434,115	47.69%	3,396,153	10.49%	6,946,509	21.47%	2,921,883	9.03%	32,360,773	100%	EU	定期
3	Stansted	★	LON	1,893,604	9.49%	1,337	0.01%	16,220,282	81.31%	472,413	2.37%	1,190,645	5.97%	171,408	0.86%	19,949,689	100%	EU	定期
4	Manchester	□		2,559,726	13.74%	6,777	0.04%	6,678,792	35.85%	3,585,017	19.24%	3,441,398	18.47%	2,358,684	12.66%	18,630,394	100%	EU	定期
5	Luton	▲	LON	1,174,673	12.89%	3,335	0.04%	6,688,130	73.37%	360,310	3.95%	813,376	8.92%	75,503	0.83%	9,115,327	100%	EU	定期
6	Birmingham	⇄		1,318,755	14.50%	803	0.01%	4,655,662	51.20%	1,420,866	15.63%	1,097,122	12.07%	599,993	6.60%	9,093,201	100%	EU	定期
7	Edinburgh	★	SCT	4,903,827	54.23%	2,948	0.03%	3,484,433	38.53%	150,079	1.66%	455,891	5.04%	46,274	0.51%	9,043,452	100%	国内	定期
8	Glasgow	★	SCT	3,788,329	52.52%	1,894	0.03%	1,350,849	18.73%	1,031,932	14.31%	637,819	8.84%	402,574	5.58%	7,213,397	100%	国内	定期
9	Bristol	●⇄		1,108,002	19.73%	390	0.01%	3,302,519	58.81%	674,147	12.01%	276,487	4.92%	253,655	4.52%	5,615,200	100%	EU	定期
10	Liverpool John Lennon	△		799,329	16.38%	1,344	0.03%	3,820,570	78.30%	35,077	0.72%	211,734	4.34%	11,414	0.23%	4,879,468	100%	EU	定期
11	East Midlands	□		633,095	13.61%	232	0.00%	2,726,234	58.59%	866,775	18.63%	119,724	2.57%	306,631	6.59%	4,652,691	100%	EU	定期
12	Newcastle Intl.	●		1,406,800	30.79%	3,342	0.07%	1,662,445	36.39%	951,390	20.82%	232,031	5.08%	312,611	6.84%	4,568,619	100%	EU	定期
13	Belfast Intl.	▲	NIR	2,867,968	63.22%	792	0.02%	1,053,821	23.23%	363,190	8.01%	141,242	3.11%	109,485	2.41%	4,536,498	100%	国内	定期
14	Aberdeen	★	SCT	1,546,265	51.82%	150,685	5.05%	578,360	19.38%	35,957	1.21%	194,973	6.53%	477,553	16.00%	2,983,793	100%	国内	定期
15	London City	◎	LON	592,095	21.17%	64	0.00%	1,465,964	52.41%	660	0.02%	738,107	26.39%	0	0.00%	2,796,890	100%	EU	定期
16	Belfast City (George Best)		NIR	2,565,409	97.85%	1,073	0.04%	40,009	1.53%	11,419	0.44%	0	0.00%	3,823	0.15%	2,621,733	100%	国内	定期
17	Leeds Bradford			454,093	17.79%	25	0.00%	1,729,755	67.76%	205,173	8.04%	111,132	4.35%	52,419	2.05%	2,552,597	100%	EU	定期
18	Prestwick	//	SCT	459,233	25.27%	53	0.00%	1,300,579	71.57%	3,440	0.19%	52,167	2.87%	1,814	0.10%	1,817,286	100%	EU	定期
19	Southampton	★		1,105,085	61.76%	1,931	0.11%	650,235	36.34%	15,791	0.88%	16,278	0.91%	123	0.01%	1,789,443	100%	EU	定期
20	Cardiff Wales	▲		372,530	22.93%	2,670	0.16%	550,019	33.85%	562,317	34.61%	25,503	1.57%	111,691	6.87%	1,624,730	100%	EU	定チャ
21	Jersey		CRW	1,385,241	94.82%	1,297	0.09%	41,897	2.87%	18,607	1.27%	13,268	0.91%	662	0.05%	1,460,972	100%	国内	定期
22	Guernsey		CRW	882,510	97.83%	572	0.06%	7,677	0.85%	4,729	0.52%	6,523	0.72%	29	0.00%	902,040	100%	国内	定期
23	Bournemouth	□		124,115	14.29%	380	0.04%	477,449	54.98%	215,047	24.76%	27,979	3.22%	23,475	2.70%	868,445	100%	EU	定期
24	Robin Hood Doncaster Sheffield	△		38,099	4.56%	302	0.04%	362,013	43.37%	353,894	42.40%	21,432	2.57%	58,896	7.06%	834,636	100%	EU	定チャ
25	Exeter	§		311,399	39.43%	66	0.01%	240,567	30.46%	201,849	25.56%	11,349	1.44%	24,503	3.10%	789,733	100%	国内	定期
26	Isle of Man		CRW	668,752	94.52%	498	0.07%	34,450	4.87%	1,841	0.26%	1,811	0.26%	154	0.02%	707,506	100%	国内	定期
27	Inverness	◇	SCT	575,502	98.65%	311	0.05%	4,758	0.82%	2,534	0.43%	0	0.00%	269	0.05%	583,374	100%	国内	定期
28	Norwich			161,775	37.66%	356	0.08%	123,052	28.65%	58,019	13.51%	1,484	0.35%	84,856	19.75%	429,542	100%	国内	定期
29	Newquay			310,783	89.55%	246	0.07%	33,807	9.74%	281	0.08%	0	0.00%	1,919	0.55%	347,036	100%	国内	定期
30	City of Derry (Eglinton)	§	NIR	301,346	87.13%	473	0.14%	34,504	9.98%	9,534	2.76%	0	0.00%	0	0.00%	345,857	100%	国内	定期
31	Humberside	□		34,597	10.32%	674	0.20%	121,047	36.12%	89,779	26.79%	0	0.00%	89,052	26.57%	335,149	100%	EU	定期
32	Durham Tees Valley	△		46,200	16.03%	660	0.23%	183,266	63.57%	37,410	12.98%	0	0.00%	20,760	7.20%	288,296	100%	EU	定期
33	Blackpool	§		56,289	20.33%	644	0.23%	199,459	72.04%	1,236	0.45%	2,216	0.80%	17,016	6.15%	276,860	100%	EU	定期
34	Scatsta		SCT	121	0.04%	142,928	52.98%	0	0.00%	0	0.00%	0	0.00%	126,705	46.97%	269,754	100%	内陸	チャーター
35	Sumburgh	◇	SCT	132,247	95.04%	3,296	2.37%	0	0.00%	0	0.00%	1,451	1.04%	2,152	1.55%	139,146	100%	国内	定期
36	Kirkwall	◇	SCT	137,455	99.33%	36	0.03%	0	0.00%	0	0.00%	885	0.64%	7	0.01%	138,383	100%	国内	定期
37	Stornoway	◇	SCT	122,384	99.93%	10	0.01%	0	0.00%	78	0.06%	0	0.00%	3	0.00%	122,475	100%	国内	定期
38	Plymouth			110,200	95.61%	0	0.00%	5,054	4.39%	0	0.00%	0	0.00%	0	0.00%	115,254	100%	国内	定期
39	Dundee	◇	SCT	72,360	99.85%	100	0.14%	0	0.00%	6	0.01%	0	0.00%	0	0.00%	72,466	100%	国内	定期
40	Wick	◇	SCT	21,236	98.96%	110	0.51%	0	0.00%	51	0.24%	0	0.00%	63	0.29%	21,460	100%	国内	定期
41	Gloucestershire			20,169	99.75%	0	0.00%	0	0.00%	51	0.25%	0	0.00%	0	0.00%	20,220	100%	国内	定期
42	Campbeltown	◇	SCT	9,374	99.84%	10	0.11%	0	0.00%	5	0.05%	0	0.00%	0	0.00%	9,389	100%	国内	定期
43	Kent Intl.	//		1,598	29.95%	112	2.10%	246	4.61%	1,942	36.40%	0	0.00%	1,437	26.94%	5,335	100%	EU	チャーター
44	Southend	#	LON	2,858	72.39%	0	0.00%	1,068	27.05%	0	0.00%	22	0.56%	0	0.00%	3,948	100%	国内	定期
45	Lerwick (Tingwall)			4,663	99.02%	0	0.00%	0	0.00%	0	0.00%	0	0.00%	46	0.98%	4,709	100%	国内	定期
46	Cambridge			0	0.00%	91	6.96%	0	0.00%	596	45.60%	0	0.00%	620	47.44%	1,307	100%	国際	チャーター
47	Oxford (Kidlington)			0	0.00%	862	66.46%	0	0.00%	306	23.59%	0	0.00%	129	9.95%	1,297	100%	国内	チャーター
48	Shoreham			0	0.00%	419	34.54%	106	8.74%	688	56.72%	0	0.00%	0	0.00%	1,213	100%	EU	チャーター
49	Lydd		LON	59	10.03%	0	0.00%	529	89.97%	0	0.00%	0	0.00%	0	0.00%	588	100%	EU	定期
50	Coventry			0	0.00%	0	0.00%	0	0.00%	146	87.43%	0	0.00%	21	12.57%	167	100%	EU	チャーター

注) GAAデータに基づき筆者作成。LON:ロンドン、SCT:スコットランド、NIR:北アイルランド、CRW:英王室領。33%以上の比率に網掛け。イタリックはチャーター便の依存度が高いことを意味する。EU非加盟国は「その他」に含まれる。

イギリスの複数空港一括運営会社

作成:野村 宗訓

I BAA (Ferrovial etc.)

★ ① ③ ⑦ ⑧ ⑭ ⑰

II London City Airport/ GIP (GE -CS)

◎ ② ⑮

III Manchester Airports Group

□ ④ ⑪ ⑳ ㉓

VII Ontario Teachers' Pension Plan

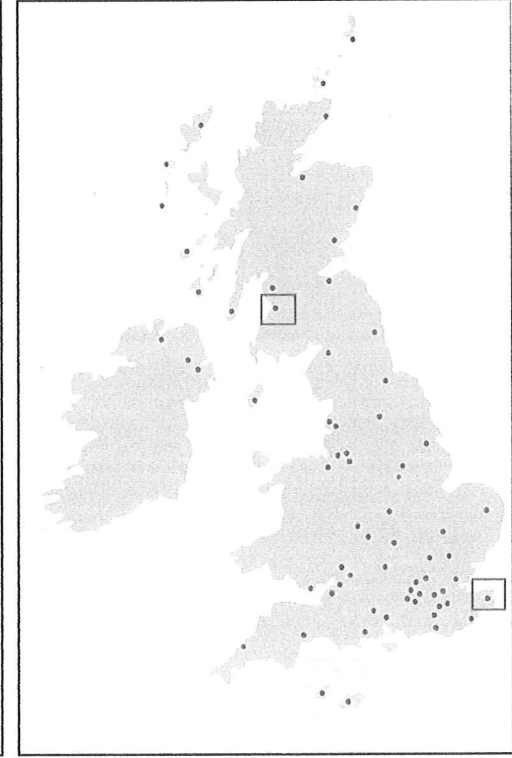
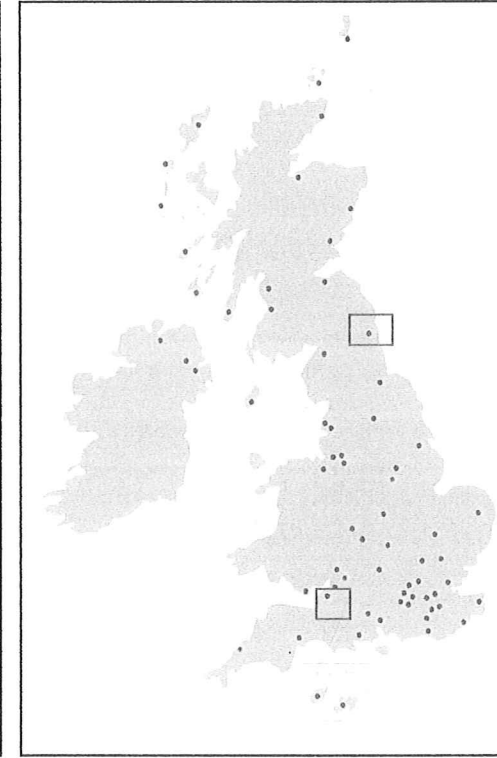
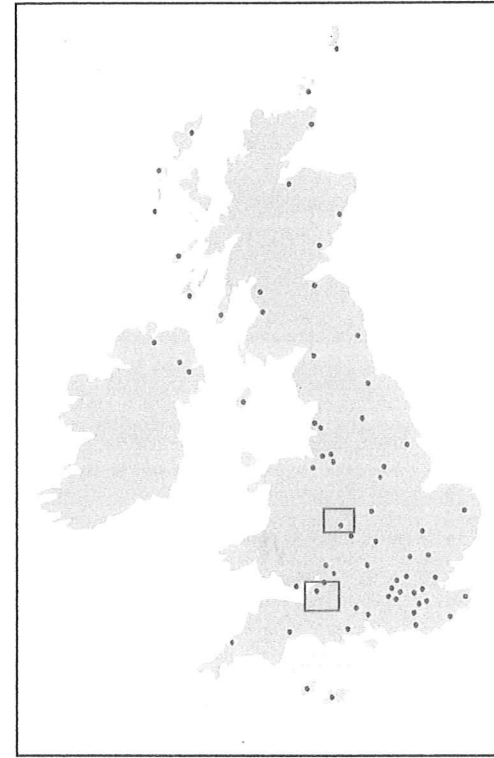
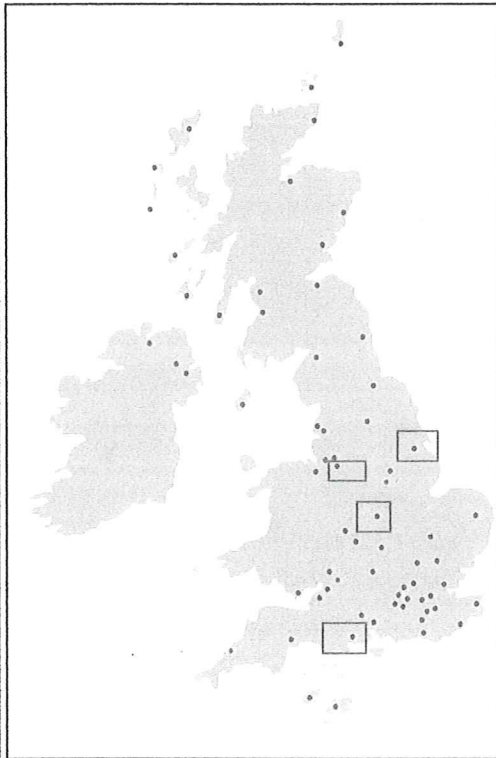
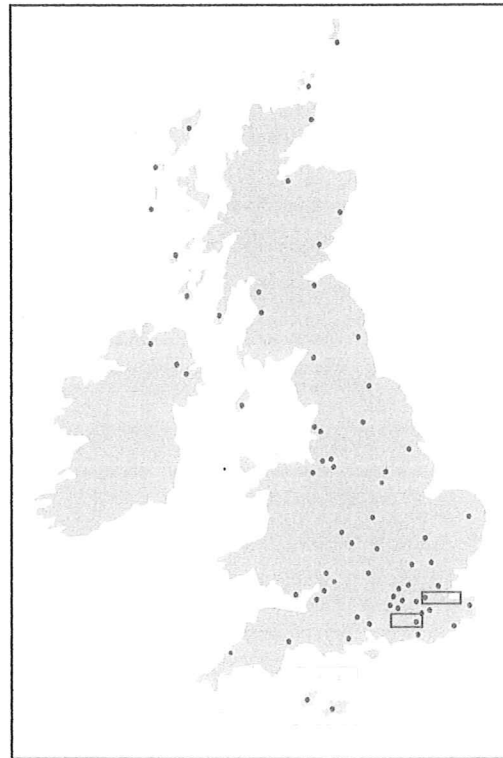
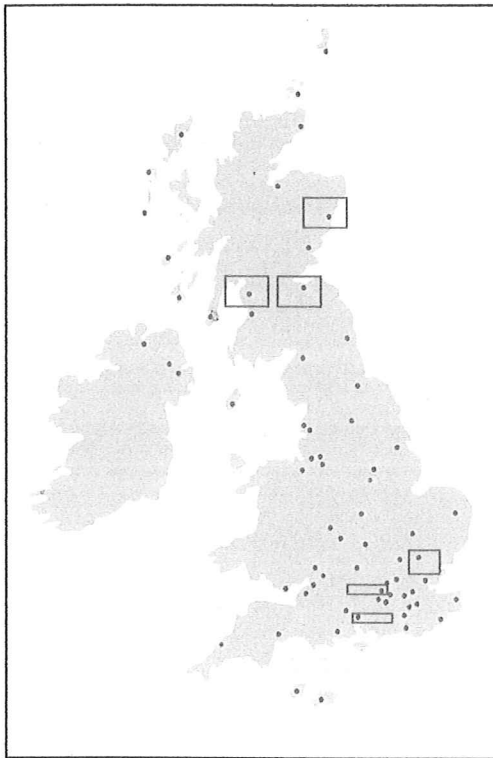
⇔ ⑥ ⑨

VIII Macquarie Group

● ⑨ ⑫

IX Infratil

// ⑱ ㉔



IV Luton/ TBI/ ACDL (abertis -Aena)

▲ ⑤ ⑬ ⑳

V Peel Airports

△ ⑩ ㉒ ㉔ =

VI Highlands and Islands Airports Limited

◇ ㉗ ㉙ ㉚ ㉛ ㉜ ㉝ ㉞ ㉟ ㊱ ㊲ ㊳ ㊴ ㊵ ㊶ ㊷ ㊸ ㊹ ㊺ ㊻ ㊼ ㊽ ㊾ ㊿ = = = =

X Balfour Beatty

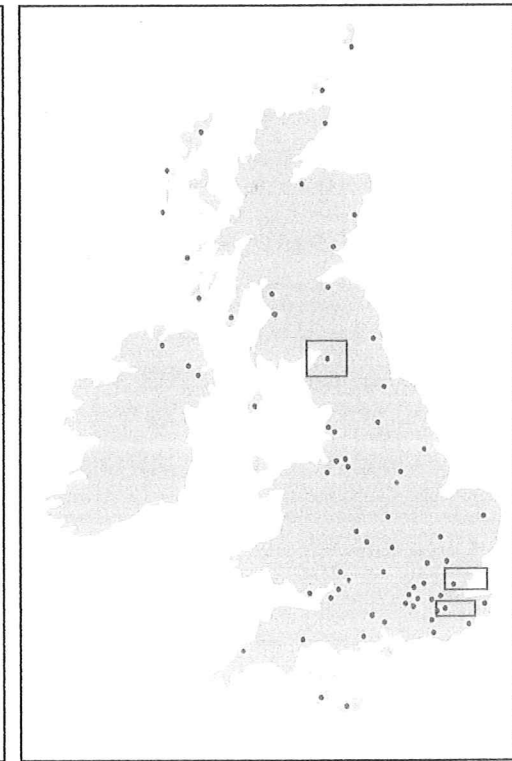
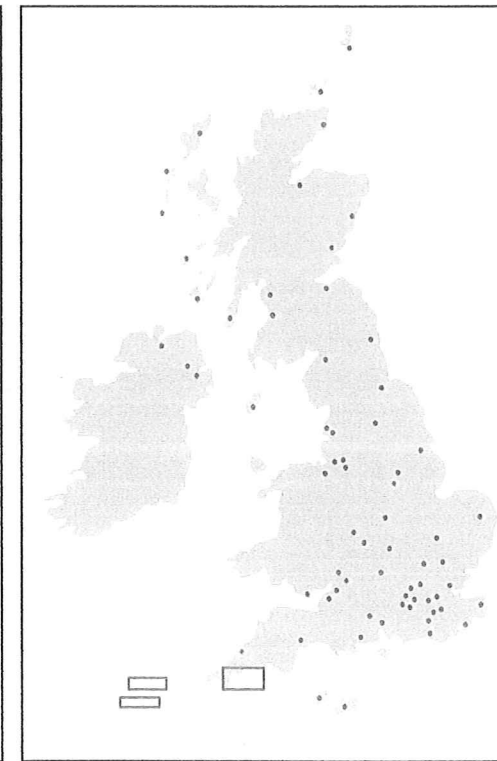
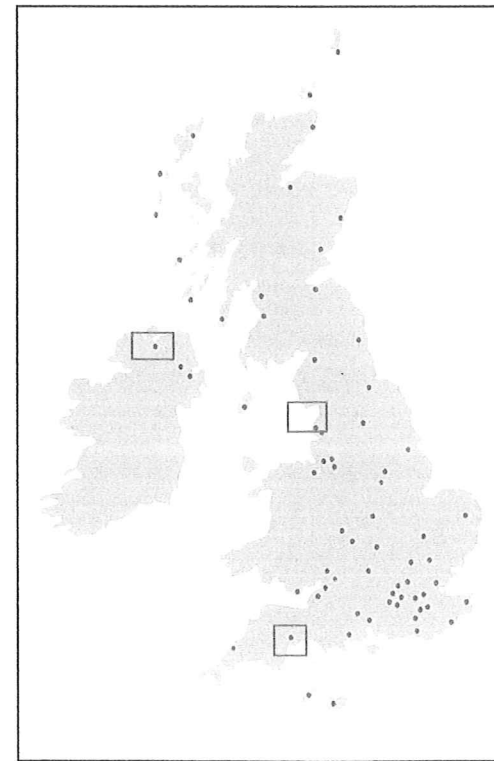
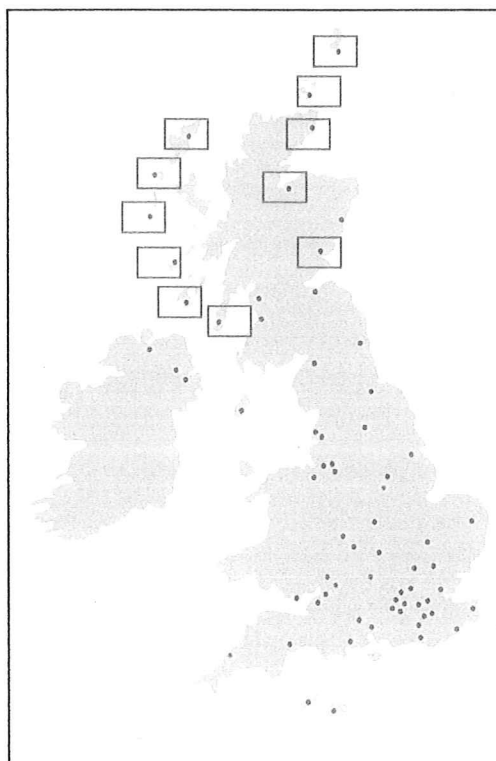
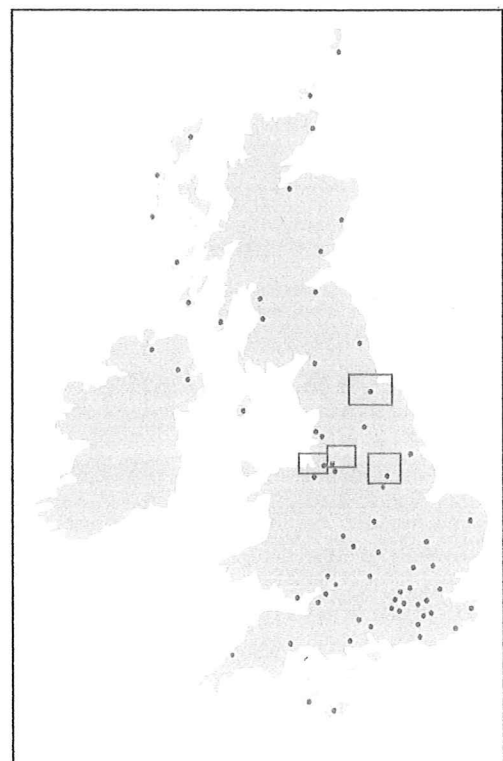
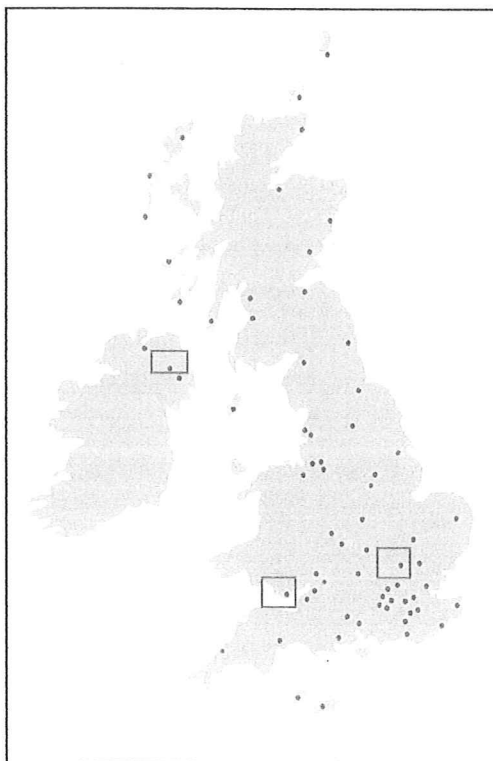
§ ㉕ ㉖ ㉗

XI Matrix Private Equity Partners

* = = =

XII Stobart Group

㉔ = =



(注) 地図原版出所 http://www.aoa.org.uk/about/interactive_map.asp

(注) 地図原版出所 http://www.aoa.org.uk/about/interactive_map.asp

イギリス主要空港の会社別欧州乗入れ状況 (2008-09年) 作成: 野村 宗訓

空港会社	国内線 乗降客数	国際線 乗降客数	乗降客数 合計	個別空港	地域	国際線 乗入れ 空港数	欧州乗入れ		東欧乗入れ 空港数	東欧乗入れ 比率	欧州 定期便 キャリア数
							欧州乗入れ 空港数	欧州乗入れ 比率			
I BAA (Ferrovial etc.) ★				①Heathrow	LON	220	103	46.8%	13	12.6%	32
				③Stansted	LON	287	241	84.0%	37	15.4%	21
				⑦Edinburgh	SCT	156	143	91.7%	17	11.9%	33
				⑧Glasgow	SCT	144	112	77.8%	11	9.8%	20
				⑭Aberdeen	SCT	46	44	95.7%	3	6.8%	15
			⑰Southampton		55	55	100.0%	2	3.6%	7	
			合計			908	698	76.9%	83	11.9%	128
II London City/ GIP (GE・CS) ◎				②Gatwick	LON	337	208	61.7%	32	15.4%	37
				⑯London City	LON	43	42	97.7%	1	2.4%	18
			合計			380	250	65.8%	33	13.2%	55
III Manchester Airports Group □				④Manchester		247	173	70.0%	19	11.0%	44
				⑪East Midlands		126	106	84.1%	20	18.9%	14
				⑰Bournemouth		79	67	84.8%	6	9.0%	6
				⑳Humberside		34	32	94.1%	2	6.3%	7
			合計			486	378	77.8%	47	12.4%	71
IV Luton/ TBI/ ACDL (abertis・Aena) ▲				⑤Luton	LON	239	204	85.4%	38	18.6%	11
				⑬Belfast Intl.	NIR	102	84	82.4%	13	15.5%	10
				⑳Cardiff Wales		102	90	88.2%	6	6.7%	12
			合計			443	378	85.3%	57	15.1%	33
V Peel Airports △				⑩Liverpool John Lennon		112	109	97.3%	20	18.3%	10
				⑳Robin Hood Doncaster Sheffield		50	41	82.0%	9	22.0%	7
				㉓Durham Tees Valley		34	29	85.3%	2	6.9%	6
			合計			196	179	91.3%	31	17.3%	23
VI Highlands and Islands Airports Limited ◇				㉑Inverness	SCT	22	21	95.5%	0	0.0%	4
				㉒Sumburgh	SCT	5	4	80.0%	0	0.0%	n.a.
				㉔Kirkwall	SCT	4	3	75.0%	0	0.0%	2
				㉕Stornoway	SCT	2	1	50.0%	0	0.0%	3
				㉖Dundee	SCT	4	4	100.0%	0	0.0%	4
				㉗Wick	SCT	5	4	80.0%	0	0.0%	3
			㉘Campbeltown	SCT	1	1	100.0%	0	0.0%	1	
			合計			43	38	88.4%	0	0.0%	17
VII Ontario Teachers' Pension Plan ⇔				⑥Birmingham		187	156	83.4%	20	12.8%	29
				⑨Bristol		127	114	89.8%	15	13.2%	19
			合計			314	270	86.0%	35	13.0%	48
VIII Macquarie Group ●				⑨Bristol		127	114	89.8%	15	13.2%	19
				⑫Newcastle		102	86	84.3%	6	7.0%	22
			合計			229	200	87.3%	21	10.5%	41
IX Infratil //				⑬Prestwick	SCT	47	47	100.0%	9	19.1%	5
				⑭Kent Intl.		22	20	90.9%	2	10.0%	1
			合計			69	67	97.1%	11	16.4%	6
X Balfour Beatty §				㉚Exeter		58	51	87.9%	2	3.9%	4
				㉛City of Derry (Eglinton)	NIR	9	9	100.0%	1	11.1%	3
				㉜Blackpool		20	19	95.0%	1	5.3%	4
			合計			87	79	90.8%	4	5.1%	11
その他・独立系				⑮Belfast City (George Best)	NIR	13	13	100.0%	0	0.0%	7
				⑰Leeds Bradford		80	71	88.8%	3	4.2%	15
				㉙Jersey	CRW	39	39	100.0%	1	2.6%	14
				㉚Guernsey	CRW	17	17	100.0%	0	0.0%	4
				㉛Isle of Man	CRW	13	13	100.0%	0	0.0%	4
				㉜Norwich		45	41	91.1%	0	0.0%	9
				㉝Newquay		15	11	73.3%	0	0.0%	9
				㉞Gloucestershire		3	3	100.0%	0	0.0%	n.a.
				㉟Southend	LON	3	3	100.0%	0	0.0%	1
				㊱Lerwick (Tingwall)		1	1	100.0%	0	0.0%	n.a.
				㊲Oxford (Kidlington)		7	7	100.0%	0	0.0%	1
				㊳Cambridge		10	10	100.0%	0	0.0%	n.a.
				㊴Coventry		25	25	100.0%	2	8.0%	n.a.
				合計			271	254	93.7%	6	2.4%

(資料)CAA及びeuropa-airports.com公表のデータに基づき作成。「欧州乗入れ空港」にはEU加盟国と非加盟国の両方が含まれる。

イギリス主要空港の会社別所有形態 作成: 野村 宗訓

空港会社	個別空港	所有者・親会社	所有比率 (%)	国籍	所有 形態	取得年月	前所有者	
							取得年月	前所有者
I BAA (Ferrovial etc.) ★	①Heathrow	Ferrovial, S.A.	56.00	ES	PLC	2006/6		
	③Stansted	Caisse de dépôt et placement du Québec	26.00	CA	IVF	2006/6	BAA: 1966~	
		Government of Singapore Investment Corporation Private Ltd.	18.00	SG	SWF	2006/6		
	⑦Edinburgh	Ferrovial, S.A.	56.00	ES	PLC	2006/6		
	⑧Glasgow	Caisse de dépôt et placement du Québec	26.00	CA	IVF	2006/6	BAA: 1971~	
II London City/ GIP (GE・CS) ◎	⑮London City	Government of Singapore Investment Corporation Private Ltd.	18.00	SG	SWF	2006/6		
		Ferrovial, S.A.	56.00	ES	PLC	2006/6		
		Caisse de dépôt et placement du Québec	26.00	CA	IVF	2006/6		
		Government of Singapore Investment Corporation Private Ltd.	18.00	SG	SWF	2006/6		
		Ferrovial, S.A.	56.00	ES	PLC	2006/6	BAA: 1990~	
III Manchester Airports Group □	②Gatwick	Global Infrastructure Partners	60.00	US	IFF	2009/12	Ferrovial (via BAA)	
		Abu Dhabi Investment Authority	15.00	UAE	SWF	2010/2	GIP (sold part of stake)	
		California Public Employees' Retirement System	13.00	US	PSF	2010/1	GIP (sold part of stake)	
		National Pension Service of South Korea	12.00	KR	PSF	2010/2	GIP (sold part of stake)	
IV Luton/ TBI/ ACDL (abertis・Aena) ▲	⑤Luton	Global Infrastructure Partners	75.00	US	IFF	2006/10	Dermot Desmond: 1995 (from Mowlem)	
		Highstar Capital	25.00	US	PEQ	2008	AIG	
	⑬Belfast Intl.	abertis Infraestructuras, S.A.	90.00	ES	PLC	2005/1	TBI plc: 2001 (from Barcrays Private Equity)	
	⑳Cardiff Wales	Aena	10.00	ES	PIN			
V Peel Airports △	⑩Liverpool John Lennon	Peel Holdings Ltd.	35.00	UK	IDV	1997: 76%, 2001: 24%	British Aerospace (76%), and Merseyside councils (24%)	
		Vancouver Airport Authority (YVR)	32.50	CA	PIN	2010	Peel Holdings Ltd.	
		Citi Infrastructure Investors	32.50	UK	IFF	2010	Peel Holdings Ltd.	
	⑳Robin Hood Doncaster Sheffield	Peel Holdings Ltd.	35.00	UK	IDV	1999	RAF Airport	
		Vancouver Airport Authority (YVR)	32.50	CA	PIN	2010	Peel Holdings Ltd.	
		Citi Infrastructure Investors	32.50	UK	IFF	2010	Peel Holdings Ltd.	
VI Highlands and Islands Airports Limited ◇	㉑Inverness	Peel Holdings Ltd.	26.25	UK	IDV	2003	Local authorities	
	㉒Sumburgh	Vancouver Airport Authority (YVR)	24.38	CA	PIN	2010	Peel Holdings Ltd.	
	㉔Kirkwall	Citi Infrastructure Investors	24.38	UK	IFF	2010	Peel Holdings Ltd.	
	㉕Stornoway	Durham and other local authorities	25.00	UK	PIN			
	㉖Dundee							
	㉗Wick							
VII Ontario Teachers' Pension Plan ⇔	⑥Birmingham	West Midlands local authority councils	49.00	UK	PIN	1987/4	Dundee City Council	
		Ontario Teachers' Pension Plan	28.65	CA	PSF	2007/6	Dublin Airport Authority (via Aer Rianta): 1997~, Macquaries Airports Group: 2001~	
		Victorian Funds Management Corporation	19.60	AU	IVF	2007/6	Dublin Airport Authority (via Aer Rianta): 1997~, Macquaries Airports Group: 2001~	
		Employee share ownership	2.75	UK				
VIII Macquarie Group ●	⑨Bristol	Macquarie European Infrastructure Fund I	50.00	AU	IFF	2006/11	Ferrovial, S.A.: 2000 (from FirstGroup, local council)	
		Ontario Teachers' Pension Plan	49.00	CA	PSF	2009/9		
		Macquarie Group	1.00	AU	PLC	2001/1		
	⑫Newcastle	Newcastle Airport Local Authority Holding Company Ltd.	51.00	UK	PIN			
IX Infratil //	⑬Prestwick	Copenhagen Airports ... Macquarie	49.00	DK	PLC	2001/5	Seven local authorities	
	⑭Kent Intl.	Infratil	100.00	NZ	PLC	2001~04	Stagecoach Group plc: 1998~	
X Balfour Beatty §	㉚Exeter	Balfour Beatty plc	60.00	UK	PLC	2007/1	Devon County Council	
		Galaxy S.A.R.L	40.00	LU	IVF	2007/1	Devon County Council	
	㉛City of Derry (Eglinton)	Derry City Council ... concession by CODA (Operations) Ltd. and Balfour Beatty Group	100.00	UK	PIN	1978		
その他・独立系	⑰Leeds Bradford	CODA (Operations) Ltd. and Balfour Beatty Group		UK				
	㉜Blackpool	Balfour Beatty plc	95.00	UK	PLC	2008/3	MAR Properties: 2004~	
		Blackpool Council	5.00	UK	PIN			
	⑮Belfast City (George Best)	EISER Global Infrastructure Fund	100.00	UK	IFF	2008/9	Ferrovial, S.A. (via BAA): 2003~	
	⑰Leeds Bradford	Bridgepoint Capital Group Ltd.	100.00	UK	PEQ	2007/5	West Yorkshire councils: Leeds, Bradford, Kirklees, Wakefield and Calderdale	
	㉞Gloucestershire	Caledonia Investments plc.	27.00	UK	PLC	2004/3	Norwich City Council and Norwich County Council	
㉟Southend	Penta Capital	27.00	UK	PEQ	2004/3	Norwich City Council and Norwich County Council		
	Investors	26.00						
	Norwich City Council and Norwich County Council	20.00	UK	PIN				
	Cornwall City Council	100.00	UK	PIN				

(注) 1 CAA, OFT, その他資料に基づき作成。
 2 イタリアは広義の投資ファンドを意味する。網掛けは組織形態はファンドではないが、ファンドと協力を強化している企業。
 3 国籍は以下の通り。AU: オーストラリア、CA: カナダ、CH: スイス、DK: デンマーク、ES: スペイン、IE: アイランド、KR: 韓国、LU: ルクセンブルク、NL: オランダ、NZ: ニューージーランド、SG: シンガポール、
 UAE: アラブ首長国連邦、UK: イギリス、US: アメリカ
 4 所有形態は以下の通り。IDV: Individuals, IFF: Infrastructure fund, IVF: Investment fund, PEQ: Private equity, PSF: Pension fund, PLC: Plc shareholders, PIN: Public institution, SWF: Sovereign wealth fund